



Dear members,

The International Congress of Pathology & Laboratory Medicine 2023.

The Chapter of Genetic Pathology has volunteered to organise the ICPaLM 2023 in Kuala Lumpur. Dr Roziana Arrifin, Chairperson of the Chapter, would lead the Organising Committee for the coming international congress. The theme is “Precision Medicine: Revolutionising Pathology in the Genomic Era”. The Committee has fixed the dates: **20th-22nd September, 2023**. The Committee promised to have an exciting

programme to celebrate the full physical meeting to mark the beginning the post pandemic era. Submission dateline for the abstract is 10th June 2023. Early bird registration is 30th April 2023. Please mark your calendar.

The Malaysian Journal of Pathology Scopus Citescore

As we reported previously, the Malaysian Journal of Pathology Scopus Citescore reached 2.3 based on citations as calculated on 5th May 2022. The citation for the journal continues to improve. As reported on 6th December 2022, the Citescore is now 3.0.

The journal is an **open access** journal and will continue to provide free access to the publications online via the journal website - <https://www.mjpath.org.my/>

The journal will start charging for processing fees in 2023. However, invited reviews and manuscripts submitted from members of the College of Pathologists will be waived the processing fees.

IWA - McQAS External Quality Assurance Programmes (EQAP)

In 2022, the EQAP team was approached by One World Accuracy, Canada, to jointly offer a wider range of EQAP for the Malaysian diagnostic pathology laboratories. The arrangement has been finalised and the McQAS is ready to launch the joint services from January 2023.

We look forward to all our members to give this new service a chance, in the face of fierce competition from RCPAQAP, CAP and UK EQA providers.



CPathAMM NEWSLETTER

**College of Pathologists,
Academy of Medicine of Malaysia
Address:**

Unit 1.6, Level 1, Enterprise 3B,
Technology Park Malaysia (TPM),
Jalan Inovasi 1, Lebuhraya Puchong - Sungei Besi,
Bukit Jalil 57000 Kuala Lumpur.

Phone:

603-8996 0700 / 1700 / 2700

Fax:

603-8996 4700

Email:

pathtalk@gmail.com, cpathtalk@gmail.com

Inside This Issue:

| | |
|--|----|
| Message from the President | 1 |
| College of Pathologists, AMM Council | 3 |
| Representatives of CPathAMM to External Bodies | 4 |
| Pathology Day at Labuan Hospital | 5 |
| Pathology Day at HPUPM | 9 |
| Announcement | 12 |
| Advertisement | 13 |

International Pathology Day November 2022

In this issue of the newsletter, we have gathered reports on the celebration of the International Pathology Day by various pathology laboratories. This is important and meaningful for the profession as this would be the opportunity for us to make known our works to our fellow colleagues in healthcare and also the public.


The International Pathology Day would be celebrated on **8 November in 2023**. We hope pathologists in every corner of the Nation would take the opportunity to organise some events to commemorate the Day. Do pass us the report for Path Talk of the next December issue. Thank you.

With best wishes,

Emeritus Professor Dr. S.K. Cheong

President

26th December, 2022



College of Pathologists, AMM Council

2022 - 2024



President: Emeritus Prof Dr Cheong Soon Keng

Vice-President: Dr Tengku Norita Tengku Yazid

Hon. Secretary: Dr Arni Talib

Treasurer: Dr Siew Sheue Feng

Deputy Hon. Secretary: Assoc Prof Dr Wong Yin Ping (Co-opted)

Councillors: Associate Prof Datin Dr Zetti Zainol Rashid

Associate Prof Dr Azian Harun

Dr Aletza Mohd Ismail



CPathAMM NEWSLETTER

Representatives of CPathAMM to External Bodies:

Conjoint Board of Pathology – Ministry of Education Malaysia

Professor Ulung Datuk Dr Looi Lai Meng
Professor Datuk Dr Ainoon Othman

National Accreditation Committee, Department of Standard of Malaysia (NAC)

Dr. Tengku Norita Tengku Yazid
Dr. Leong Chooi Fun (Alternative representative)

Technical Committee for Development of Malaysia Standards in Clinical Laboratory Testing and in-vitro Diagnostic Test Systems (SIRIM)

Professor Dr. Ariza Adnan
Associate Professor Dr. Intan Nureslyna Samsudin (Alternative Representative)

Bhagwan Singh Trust Fund, MOSTI

Emeritus Professor Dr. Cheong Soon Keng
Professor Dr. Ariza Adnan (Alternative Representative)

CPath-MIMLS Joint Council

Professor Ulung Datuk Dr Looi Lai Meng

LABQAS Board

Dr Leslie Lai Charles Lai Chin Loy

World Association of Societies of Pathology and Laboratory Medicine (WASPaLM)

Participating President: Emeritus Professor Dr. Cheong Soon Keng
Representative #1: Professor Datuk Dr. Looi Lai Meng
Representative #2: Dr. Leslie Charles Lai Chin Loy

Attendance to meetings is self-sponsored (on voluntary basis) and not by CPathAMM.

International Liaison of Pathology Presidents (ILPP)

Participating President: Emeritus Professor Dr. Cheong Soon Keng
Attendance to meetings is self-sponsored and not by CPathAMM.

State Representatives

Perlis/Kedah - Dr Farveen Marican
Penang - Dr Ch'ng Ewe Seng
Perak - Dr Azmin Azila Aziz
Selangor/WP - Assoc. Prof. Dr. Nurasyikin Yusof
N.Sembilan - Dr Suhaila Baharuddin
Melaka - Dr Raudhawati Osman
Johor - Indhira Subbiah
Pahang - Dr Azlina Abdul Rahman
Terengganu - Dr Fatimah Haslina Abdullah
Kelantan - Assoc. Prof. Dr. Noor Haslina Mohd Noor
Sabah - Dr Nizmah Mahani Mokhri
Sarawak - Dr Madzlifah Ahadon

Pathology Day celebration at Department of Pathology & Transfusion Medicine, Labuan Hospital on 16 November 2022



In conjunction with International Pathology Day, the Department of Pathology and Transfusion Medicine, Labuan Hospital, Federal Territory of Labuan, has successfully organised Pathology Day on 16th November 2022 at the main lobby, Labuan Hospital. The Department of Pathology and Transfusion Medicine provides diagnostic services to Labuan Hospital and Out-Patient Department. As part of the diagnostic services, the Department of Pathology and Transfusion Medicine is committed to providing high-quality laboratory services relevant to medicine and disease surveillance to physicians and healthcare providers for optimum patient care.

This exquisite, informative, and attractive event was open to clinical, non-clinical, and public. The response of the participants was overwhelming, with approximately 300 visitors. The primary goals and objectives of the day were to educate the general public about the significance of pathology services, the role and contribution of pathologists, scientific experts, and laboratory technicians in the treatment pathway and care of patients, and how the research findings carried out in the laboratory are directly used to develop new ways to treat patients and combat disease.



The Opening Ceremony

The event was graced with a welcome speech by Dr. Jubaida Paraja, the Head of the Department of Pathology and Transfusion Medicine, at Labuan Hospital. Dr. Jubaida Paraja, also a Hematopathologist, addressed the vote of appreciation and expressed some words on the necessity of pathology services for the overall health and well-being of the patient, as well as on the distinctive charm brought about by the remarkable variety of pathology speciality areas.

Dr. Adnan Musa Balidran, the hospital director, was on hand to open the half-day opening event with an extended welcome to the visitor. Dr. Adnan Musa Balidran was keen for this day to be a shared learning event and gave the visitor a brief introduction about the available pathology services. He addressed and delivered his appreciation to the organising committee.



The day featured a range of exhibitions booth, attractive and informative games, and souvenirs for the visitors. The exhibition booth was divided into 3 booths, consisting of Microbiology Unit, Chemical Pathology and Haematology Unit (combined booth), and Transfusion Medicine Unit.

Microbiology Unit


The Microbiology Unit exhibition booth consists of Bacteriology, Serology / Virology, Tuberculosis Bacteria, Parasitology, and Molecular. This unit is specifically involved in the isolation and identification of causative agents as well as the screening and monitoring of diseases.



Booth visiting session by Dr. Adnan Musa Balidran, the hospital director, accompanied by Dr. Mohammad Hamim, an Emergency Physician, and Dr. Husna Farhanah, a Microbiologist.

The Microbiology Unit exhibits microorganisms such as bacteria, viruses, fungi, parasites, DNA, antigens, and antibodies in larger physical dimensions and images from a microscope to facilitate public understanding.

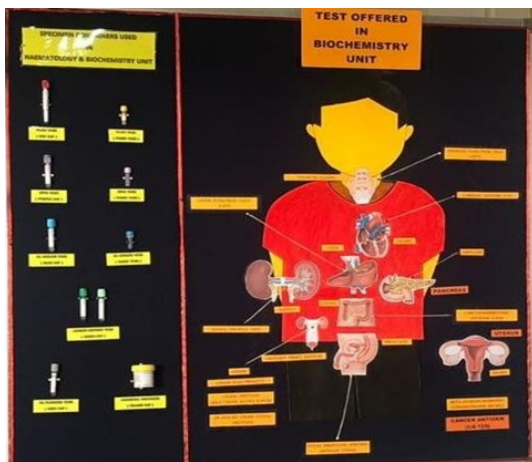
The Microbiology Unit also provides an infographic on "superbugs," which are bacteria that are resistant to antibiotics due to the uncontrolled use of antibiotics. Bacteria like this are very dangerous because they are difficult to treat.



Chemical Pathology and Haematology Unit



The Chemical Pathology and Haematology Unit exhibition booth showcases a variety of diagnostic tools and information regarding cells and available laboratory tests. Their services include biochemical change analysis and interpretation in body fluids for screening, diagnostics, and monitoring, as well as diagnostic and technical consultation for routine and specialised haematology tests.



The Chemical Pathology and Hematology Unit booth gave information to hospital staff and the public about:

- Type of specimen container used. For example; plain tubes, sodium fluoride tubes, etc
- Human diagrams with organs and related tests according to certain organs. For example,
 - A liver function test, a renal profile test, and so on.
 - Thalassaemia disease (definition, way of reduction, symptoms, characteristics of thalassaemia patients, and laboratory tests to detect thalassaemia disease).



Transfusion Medicine Unit



The transfusion medicine exhibition corner consists of free blood group tests for all visitors and information on blood transfusion services, blood products, and uses of blood. The Transfusion Medicine Service is under one roof with the Pathology Department, known as the Department of Pathology and Transfusion Medicine. The Transfusion Medicine Service (TMS), located at Hospital Labuan, ensures the availability of all blood types when needed for inpatient treatments as well as emergency cases.



The hospital's director, Dr. Adnan Musa Balidran, is doing a blood group test.



Blood donation flowchart and red blood cell compatibility table with indications of blood and blood components usage.

**Double Celebration of International Pathology Day 2022
by the Department of Pathology,
Hospital Pengajar Universiti Putra Malaysia (HPUPM) on 9th November 2022 and
Faculty of Medicine and Health Sciences, Universiti Putra Malaysia (FMHS, UPM) on
23rd November 2022**

The International Pathology Day was introduced by the Royal College of Pathologists, UK in 2014 to commemorate the roles of pathologists worldwide. In conjunction, the Department of Pathology, FMHS, UPM took initiative to celebrate the event since 2016 and once again celebrated Pathology Day this year themed “Your Life Matters”. Uniquely this time, we collaborated with the Department of Medical Microbiology and for the first time, we had it at the HPUPM on 9th November 2022. In addition to introducing our departments and our roles to the public, our objectives included to stimulate interest in pathology and microbiology, particularly among school children.



Opening ceremony by Professor Dr. Zamberi Sekawi, Dean of FMHS, UPM (middle) with the Head of Department of Pathology, Associate Professor Dr. Rajesh Ramasamy (right) and Program Director, Dr. Siti Yazmin Zahari Sham (left) presenting a token of appreciation to the Dean.

With the aim of sharing fundamental knowledge about pathology with the public, the Chemical Pathology Unit displayed posters on *What happens to your specimen?*, *Baseline chemistry tests*, *Types of blood collection tubes* and *Order of blood draw*; whilst the Immunology Unit presented *Strategy for determination of autoantibodies*, *Indirect immunofluorescence tests* and a 3D model of *Cellular response to injury*. In line with our objective of knowledge sharing, the Haematology and Transfusion Unit exhibited a broad selection of topics including *The ABO blood group system*, *Leukaemia*, a 3D model of *Hypercoagulable state and thrombosis*. The progressions and stages of three leading cancers in Malaysia, namely colon, breast and cervical were aptly highlighted by the Histopathology and Cytology Units. Displaying their intricate clay models of various pathogens and species of mosquitoes, the Department of Medical Microbiology captured admiration from many. Furthermore, visitors had opportunities of a hands-on experience looking at common molds, the culprit commonly found in stale bread, under a microscope.



Meanwhile, a health-screening booth offering blood tests comprising blood group, blood glucose, total cholesterol and uric acid, which was offered at a reasonable price of RM10 was a huge hit among the visitors, who also received a blood group keychain at the end. Another favourite among visitors was the souvenir booth. Throughout the event, video clips on activities in the laboratories and relevant information was put on play for audience to watch. We had managed to invite several industrial agencies to set up booths, namely Lifeways, Zeta Teknik, Sterine, Chemopharm, Yakult, Biomedical Services Sdn. Bhd. and many more. For such a first timer, the event received a huge crowd of visitors.



Some of the committee members.



Exhibition by the Haematology and Transfusion Units at HPUPM.

On 23rd November 2022, Pathology Day was celebrated again at FMHS, UPM and was officiated by the Dean, Professor Dr. Zamberi Sekawi. Forty primary school students from SK Sri Serdang were invited and they had the opportunity to visit our Pathology Museum with arrays of educational activities to explore. Amongst the activities were *My Sel Darah*, *My Komponen Darah*, *U R What U Eat*, *Kenali Darah Anda* and many more.

In conclusion, we are inspired to host Pathology Day as our annual event. As the program director, I would like to thank all committee members, the pathologists, medical and scientific officers, medical laboratory technicians, and support staff who had given their best and dedication in making this event a success. I would also like to express my appreciation to our Head of Department of Pathology, Associate Professor Dr. Rajesh Ramasamy, and the Dean, Professor Dr. Zamberi Sekawi, for their full support for this event. In the future, we hope to extend our collaboration with national professional bodies such as the College of Pathologists, Academy of Medicine of Malaysia. To all pathologists, “Happy Pathology Day!” and keep doing what we do best as patients’ lives matter.



Our Chemical Pathology and Immunology Units at HPUPM.



Pots of specimens detailed by our histopathologist at HPUPM.



Our haematologist in action at Kenali Darah Anda booth, FMHS, UPM.



Educational session at the Pathology Museum, FMHS, UPM.



Cervical cancer in a nutshell by our medical officer at FMHS, UPM.



Committee members bidding farewell to students of SK Sri Serdang at FMHS, UPM.

Prepared by Dr. Siti Yazmin Zahari Sham
Programme Director
International Pathology Day 2022
Universiti Putra Malaysia



ANNOUNCEMENT

FIRST ANNOUNCEMENT

CALL FOR ABSTRACT
SUBMISSION DEADLINE:
30 JUNE 2023

Abstracts will be published in
THE MALAYSIAN JOURNAL OF PATHOLOGY

INTERNATIONAL CONGRESS OF PATHOLOGY AND LABORATORY MEDICINE 2023

**PRECISION MEDICINE:
 REVOLUTIONIZING PATHOLOGY IN GENOMIC ERA**

LOCATION

20th - 22nd Sep 2023

**Kuala Lumpur
 Malaysia**

Organized by

20 CPD POINTS!

REGISTRATION WILL OPEN SOON

Early bird (by 30 April 2023)

| | |
|--------------------|--------|
| Non AMM Members: | MYR600 |
| AMM Members: | MYR500 |
| MO/ AHP/ Students: | MYR450 |
| International: | USD300 |

Standard Registration

| | |
|--------------------|--------|
| Non AMM Members: | MYR750 |
| AMM Members: | MYR650 |
| MO/ AHP/ Students: | MYR500 |
| International: | USD350 |

icpalm2023@gmail.com / 03-2600 3000 (2168)
 0107182062 (Dr Sasi) / 0182768410 (Dr Saira)

ADVERTISEMENT



Job Description For Hematopathologist

1. To oversee and manage hematopathology services in the Company and other duties related to laboratory and laboratory medicine services; To provide independent clinical laboratory and medical consultancy, analysis and reporting; To ensure the examination reports are verified and signed as soon as they are ready;
2. To be responsible for the examination results and interpretations;
3. To provide urgent consultation via telephone or any other electronic means;
4. To review laboratory performance in external quality assurance programmes and to provide advice on the correct actions required for non-conforming tests.

Job Description For Histopathologist

1. To oversee and manage histopathology services in the Company and other duties related to laboratory and laboratory medicine services; To provide independent clinical laboratory and medical consultancy, analysis and reporting; To ensure the examination reports are verified and signed as soon as they are ready;
2. To be responsible for the examination results and the interpretations;
3. To provide urgent consultation via telephone or any other electronic means;
4. To review laboratory performance in external quality assurance programmes and to provide advice on the correct actions needed for non-conforming tests.

Benefits Of Working In BP

1. Entitled to free regular consultations to our Diagnostic Centre and Specialist Centre doctor whenever you are sick. Medication coverage shall be provided as per the Company's memo or policy from time to time.
2. Entitled to Health Screening Package, Dental Treatment and Specialist Services in any of the BP Outlets.
3. May receive cash bonus based on performances, succession of a project, Head2Toe incentive and/or under the Profit-Sharing Scheme.

Contact

Contact Person: Ms. Siow

Email: siowlk@bphealthcare.com

Phone: +603 7803 0913



ADVERTISEMENT

McQAS

Malaysian College Quality Assurance Scheme



245 products
covering 855
analytes



ISO/IEC
17043:2010
Accredited

FDA approved
EQA Products

OASYS™
Oneworld Accuracy System

Online,
multitenants EQA
informatics
system



oneworld
ACCURACY®

Global partnership
with OneWorld
Accuracy Inc. (1WA),
Canada

CONTACT US

+6011-6512 4009



mcqas.info@gmail.com



<https://www.mcqas.com/>

